



CHRISTMAS CAROL: SILENT NIGHT

Music and Lyrics by: Traditional

Skoog 1:	C5	E5	G5	A5	C6
Skoog 2:	B5	C6	D6	E6	F6

On the Keyboard Tab in the Skoogmusic software, open the notes files: **SilentNight1** and **SilentNight2**

Skoog 1

Skoog 2

Si - -lent night, Ho -

Skoog 1

Skoog 2

-ly night! All is

Skoog 1

Skoog 2

calm, all is

KEYS

Press RED once Press BLUE once Press YELLOW once Press GREEN once Press ORANGE once

CHRISTMAS CAROL: SILENT NIGHT






Skoog 1	Yellow		Green		Green	Orange		
Skoog 2	Green		Orange				Orange	
	bright.		Round	your		vir	-	

Skoog 1	Green	Yellow		Green	Yellow	Blue		
Skoog 2	Blue	Blue		Green	Blue			
	-gin	mo	-ther	and	child!			

Skoog 1	Green		Green	Orange		Green	Yellow		Green
Skoog 2	Orange			Orange		Blue	Blue		
	Ho	-ly	in	-fant	so	ten	-der		

Skoog 1	Yellow	Blue			Green	Green	
Skoog 2	Green	Blue			Yellow		Yellow
	and	mild,			Sleep	in	

KEYS

				
Press RED once	Press BLUE once	Press YELLOW once	Press GREEN once	Press ORANGE once

CHRISTMAS CAROL: SILENT NIGHT

Skoog 1

Skoog 2

heav -en -ly peace.

Detailed description: This chart shows two rows of colored blocks. The top row (Skoog 1) consists of a long yellow block, a shorter yellow block, and a blue block. The bottom row (Skoog 2) consists of an orange block, a short yellow block, a red block, and a long blue block. The text 'heav -en -ly peace.' is aligned below the blocks.

Skoog 1

Skoog 2

- Sleep - in heaven

Detailed description: This chart shows two rows of colored blocks. The top row (Skoog 1) consists of a long yellow block, an orange block, a short yellow block, a blue block, and another long yellow block. The bottom row (Skoog 2) consists of a long green block, a long blue block, and a red block. The text '- Sleep - in heaven' is aligned below the blocks.

Skoog 1

Skoog 2

-ly peace.

Detailed description: This chart shows two rows of colored blocks. The top row (Skoog 1) consists of a short yellow block and a long red block. The bottom row (Skoog 2) consists of a short yellow block and a long blue block. The text '-ly peace.' is aligned below the blocks.

KEYS

Press RED once Press BLUE once Press YELLOW once Press GREEN once Press ORANGE once

Detailed description: A key for the colors used in the charts. It shows five colored squares with their corresponding instructions: a red square for 'Press RED once', a blue square for 'Press BLUE once', a yellow square for 'Press YELLOW once', a green square for 'Press GREEN once', and an orange square for 'Press ORANGE once'.